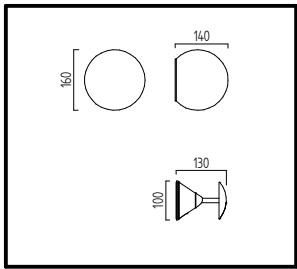
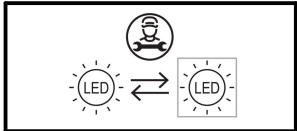
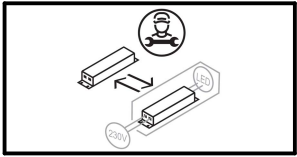
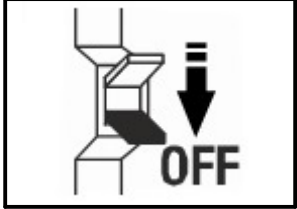
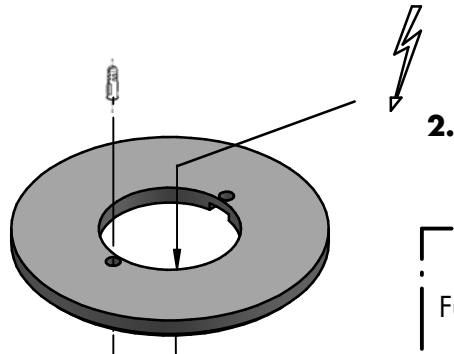


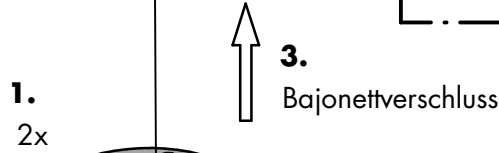
PINO 
15/2512.xx



Achtung!
Für das Bohrbild gibt es eine Schablone,

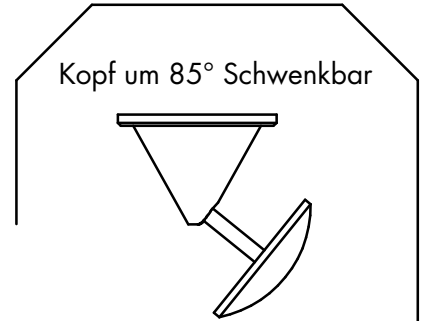


2.



3. Bajonettverschluss


1.
2x



Kopf um 85° Schwenkbar

4.

Glaskugel anschrauben ← oder → Zierring anschrauben



FR
Cet appareil se recycle

À DÉPOSER EN MAGASIN

À DÉPOSER EN DÉCHÈTERIE



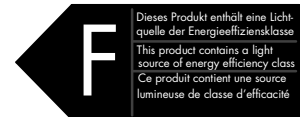
Points de collecte sur www.quefairedemesdechets.fr

Bitte beachten Sie unsere allgemeinen Hinweise !

Please observe our general information !

Nous vous prions d'observer nos instructions générales !

Observe por favor nuestra información general !

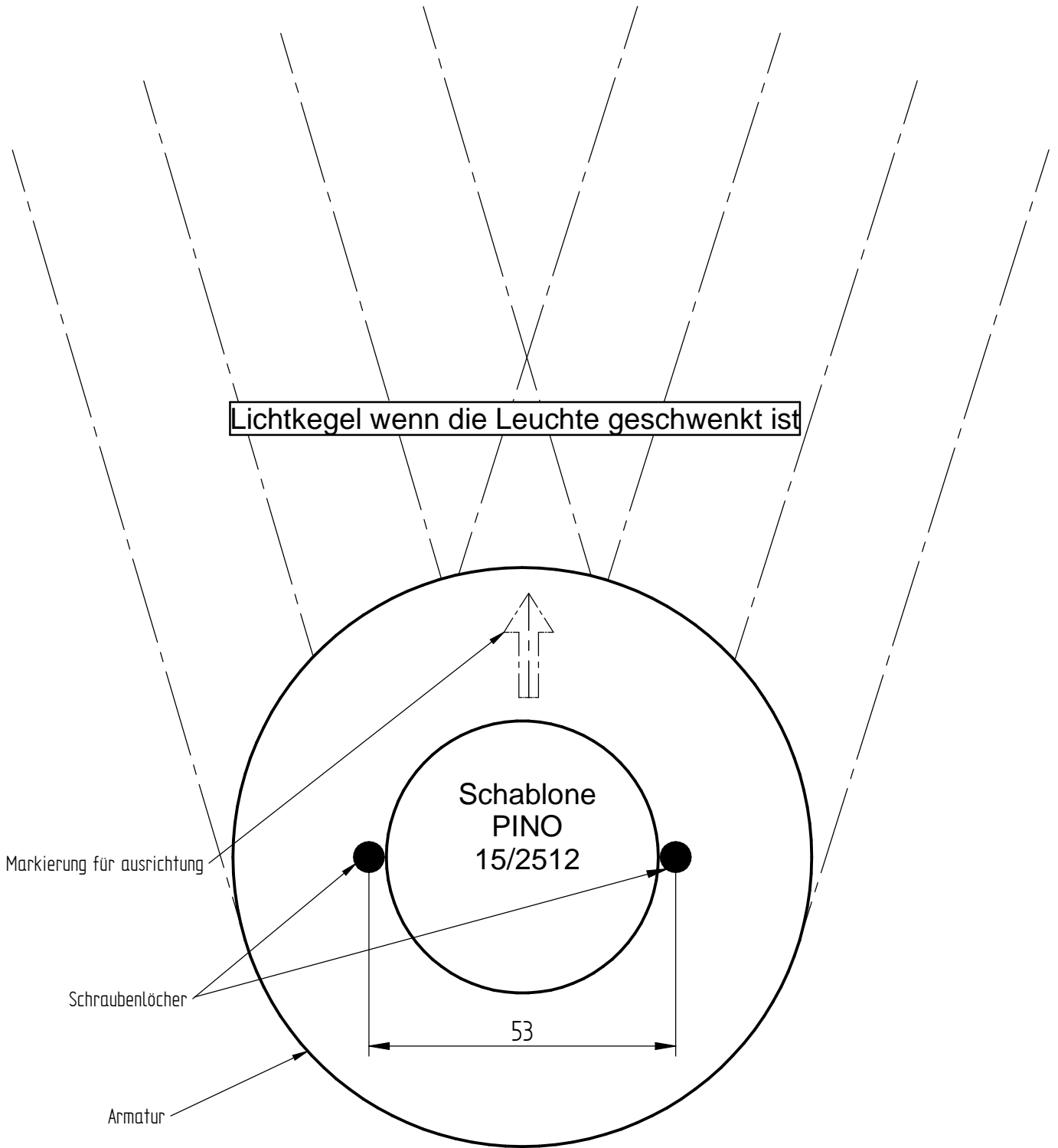


www.helestra.de/installation

Helestra Leuchten GmbH

An den Breiten 7, 01454 Leppersdorf, Deutschland/Germany

www.helestra.de



schematische Darstellung

